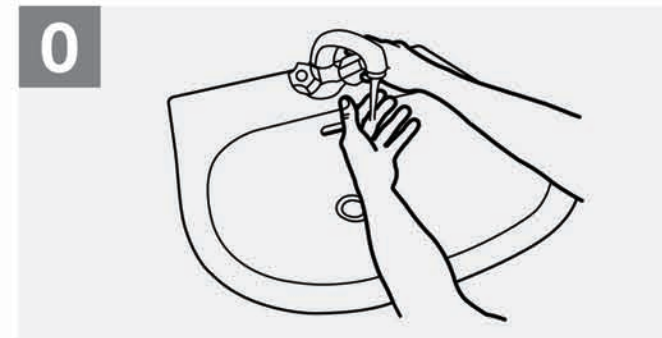


How to Handwash?

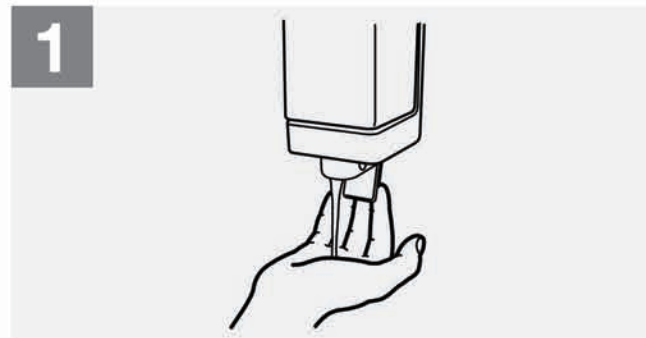
WASH HANDS WHEN VISIBLY SOILED! OTHERWISE, USE HANDRUB

 Duration of the handwash (steps 2-7): 15-20 seconds

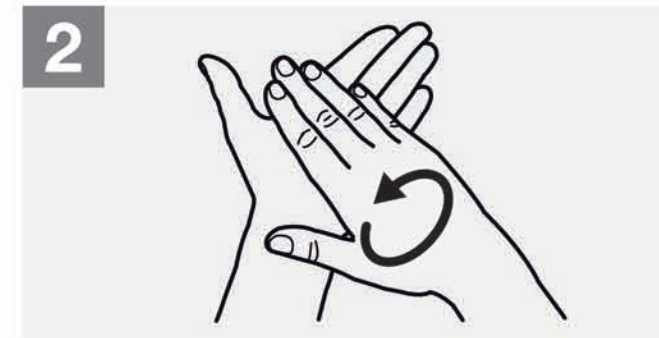
 Duration of the entire procedure: 40-60 seconds



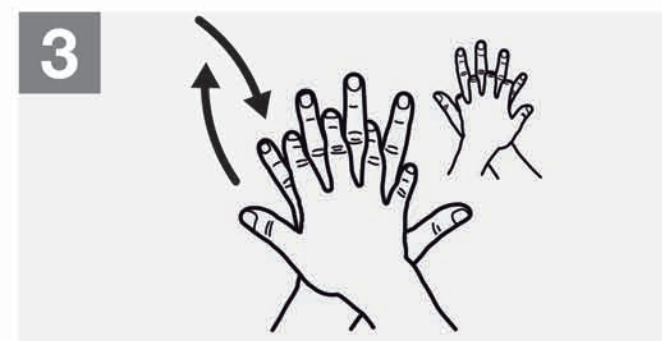
Wet hands with water;



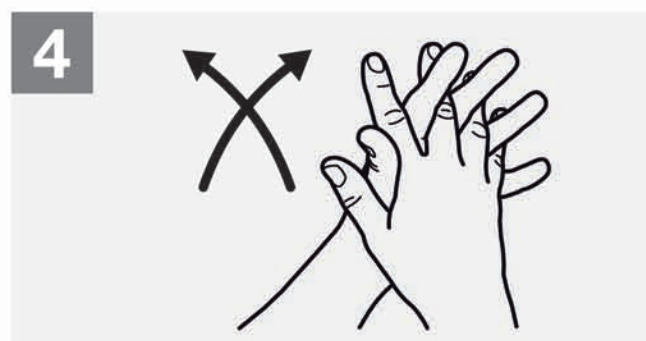
Apply enough soap to cover all hand surfaces;



Rub hands palm to palm;




Right palm over left dorsum with interlaced fingers and vice versa;



Palm to palm with fingers interlaced;



Backs of fingers to opposing palms with fingers interlocked;



Rotational rubbing of left thumb clasped in right palm and vice versa;



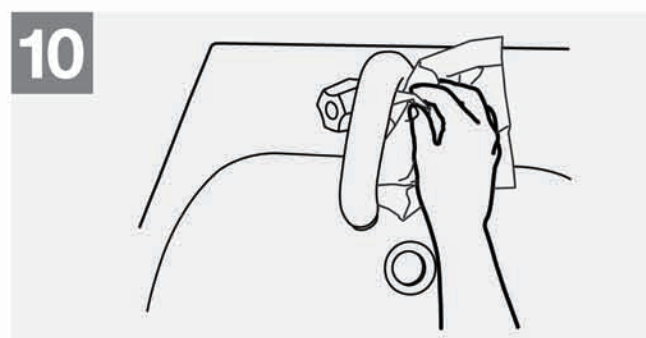
Rotational rubbing, backwards and forwards with clasped fingers of right hand in left palm and vice versa;



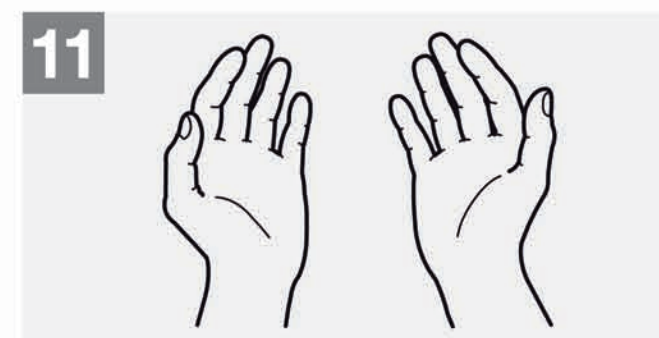
Rinse hands with water;



Dry hands thoroughly with a single use towel;



Use towel to turn off faucet;



Your hands are now safe.



World Health Organization

Patient Safety

A World Alliance for Safer Health Care

SAVE LIVES

Clean Your Hands